

Triangular Wave Technologies Copper Pipe Signal Enhancer



Copper pipes, although acceptable, are one of the more difficult of materials to work with. To overcome this...

TWT has developed its Copper Pipe Signal Enhancer. This unit is placed between the Deposit Controller and the solenoid coil on the copper pipe. The function of the signal enhancer is to provide a proper impedance match and to ensure maximum energy transfer between the controller and the solenoid, which, in turn, ensures enhanced treatment of the fluid.

Special Note: Copper pipe signal enhancers are to be used on copper pipes only.

Magnetic pipe materials such as steel, galvanized steel, iron, ductile iron or cast iron become shields and prevent the proper energy transfer to the fluid path. For magnetic pipe applications we offer a full line of factory wrapped wire coil Reaction Chambers.

The copper signal enhancer is a passive signal / impedance matching circuit. This device provides a power boost to the conditioning signal in copper pipes.

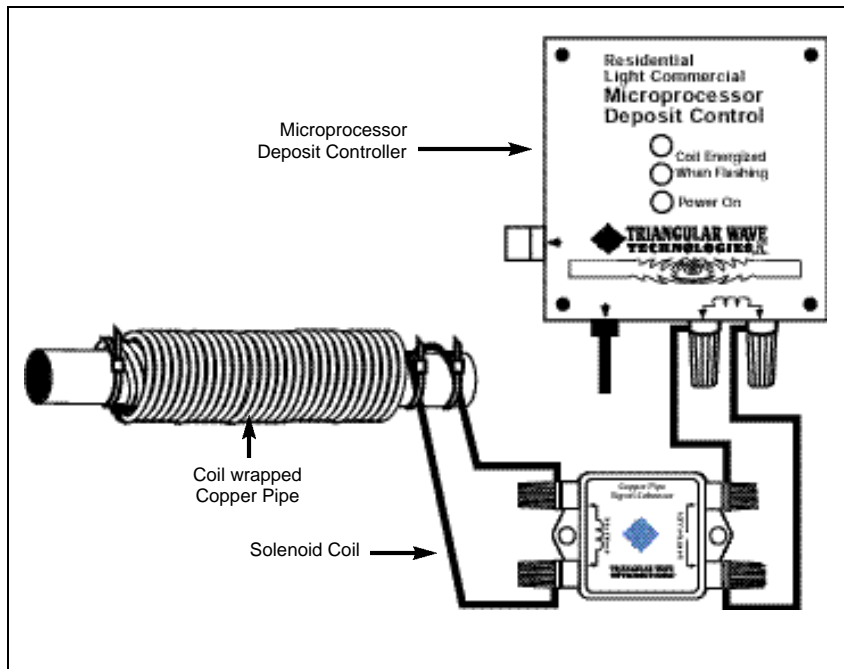
TWT-CSE-0227

For copper pipes up to two inches (2") in diameter

TWT-CSE-0229

For copper pipes up to four inches (4") in diameter

Width	Height	Depth
2"	2"	1 1/2"



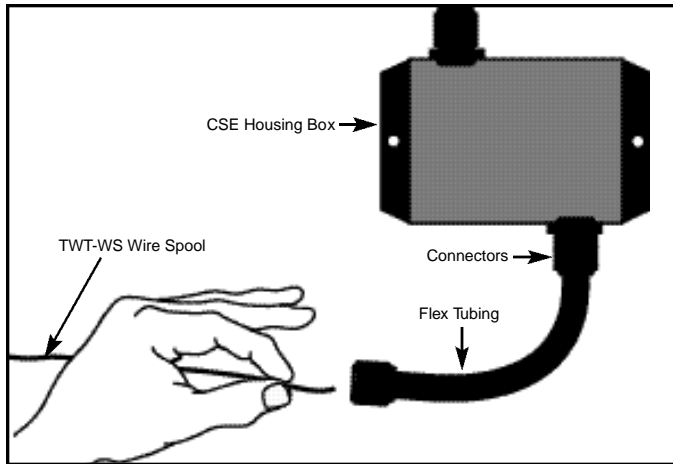
Schematic rendering of the TWT-CSE-0227 hookup

TWT products are designed to provide comprehensive solutions to water and fluid management problems. The Copper Pipe Signal Enhancer and its equivalent for the magnetic pipe environment, TWT Reaction Chambers, offer the answer to limited signal penetration, ensuring optimal results.

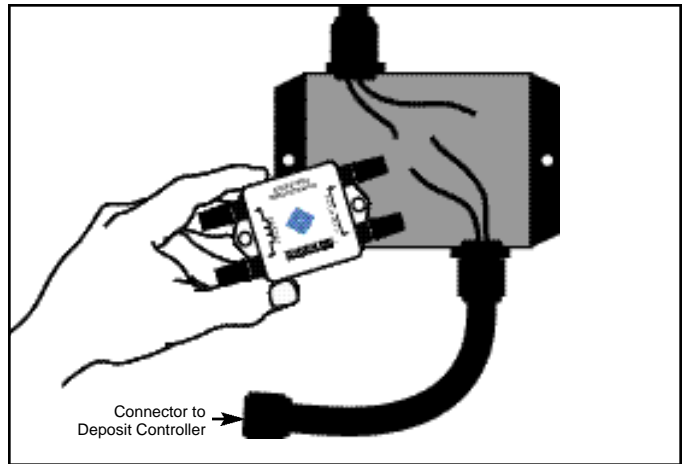


On Site Professional Installation Assembly When Using Copper Signal Enhancer

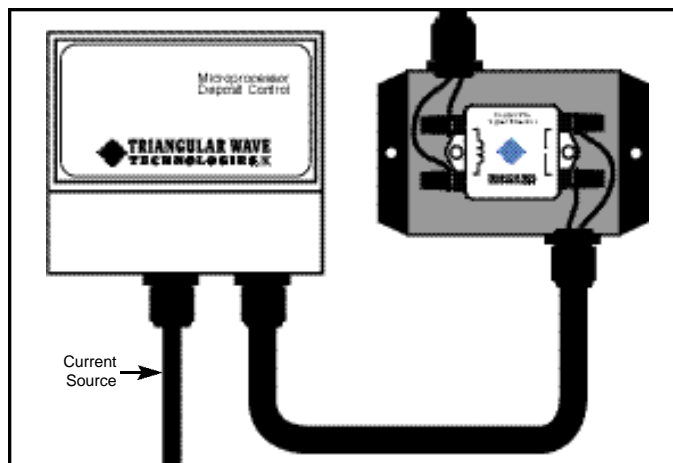
On site installation of TWT Deposit Control System



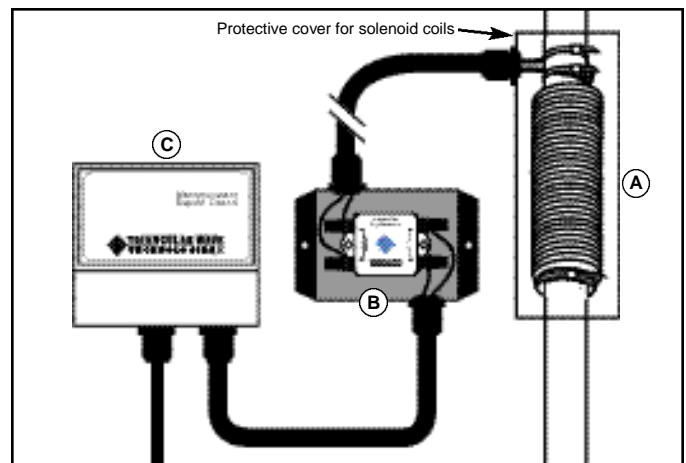
Insert wire through black flex tubing and into mounted CSE housing box, leave enough wire for CSE Unit connection.



Secure CSE Unit to housing and connect wires to unit



Copper signal enhancer correctly wired and installed



Completed System Installation Must Reflect:

- A. Solenoid coil correctly field wrapped and/or factory wrapped Reaction Chamber Installed
- B. Optional, CSE (copper signal enhancer) securely mounted in CSE Housing
- C. Visual placement suitable for periodic visual inspection of LEDs

All wires must be securely fastened and/or taped to connections

All associated wiring/conduit/line cords must be fastened with plastic wire ties and out of harms way

Accessories:

Flex Tubing:

- TWT-8449-25 – 25 ft.
- TWT-8449-50 – 50 ft.
- TWT-8449-100 – 100 ft.

CSE Black Housing Box: TWT-LP-70F

(To mount and enclose CSE Unit)

Connectors: TWT-8398

(For Flex Tubing and CSE Black Box)

Copper Signal Enhancer Installation:

Conduit, CSE housing box plus 2 sets of connectors required for each CSE unit installed