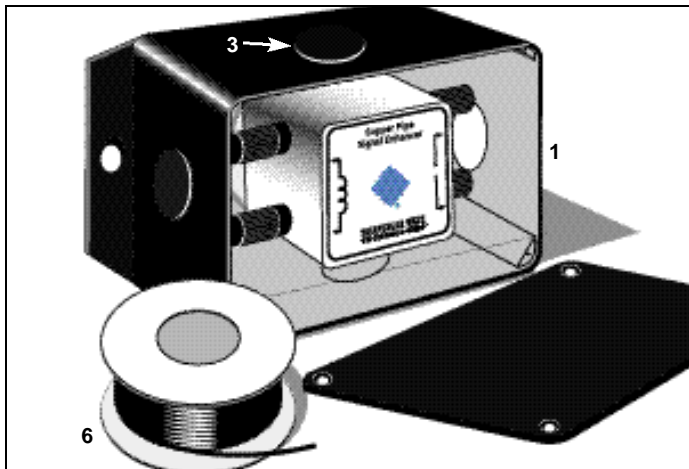


INDUSTRIAL COPPER PIPE SIGNAL ENHANCER KITS

On Site Professional Installation Assembly When Using Copper Signal Enhancer *(for Copper Pipes Only)* - Alternative to Separate CSE Components

Schematic renderings for illustrative purposes only



ITEM

TWT-CSE-0227K

KIT DESCRIPTION & COMPONENTS

For installation of copper pipes up to 2" only

- 1- 1 CSE black housing box with pre-mounted CSE unit, and 4 pre-drilled 1/2" holes for easy assembly and installation. CSE kit may be mounted vertically or horizontally. Box dimensions: 5.5"W x 4.25"H x 1.75"D
- 2- 4 connectors for CSE housing box, controller and solenoid connections
- 3- 2 plastic hole plugs (cover remaining holes)
- 4- 1-15' length of flex tubing for housing box to deposit controller connection
- 5- 1-10' length of flex tubing from housing box to onsite solenoid connection
- 6- 1 55' extra spool of wire

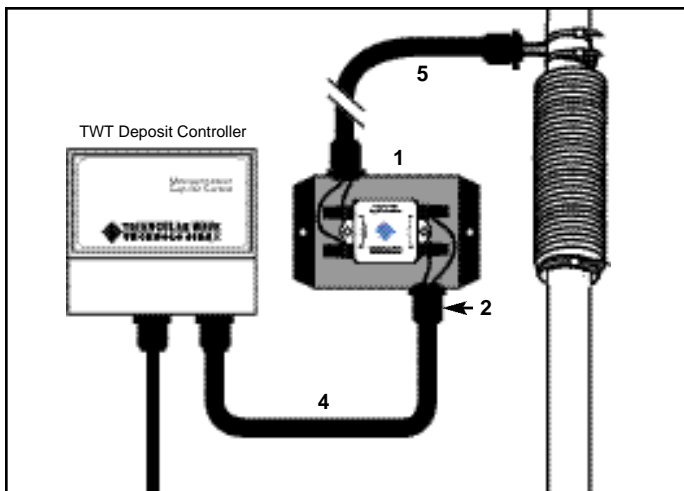
ITEM

TWT-CSE-0229K

KIT DESCRIPTION & COMPONENTS

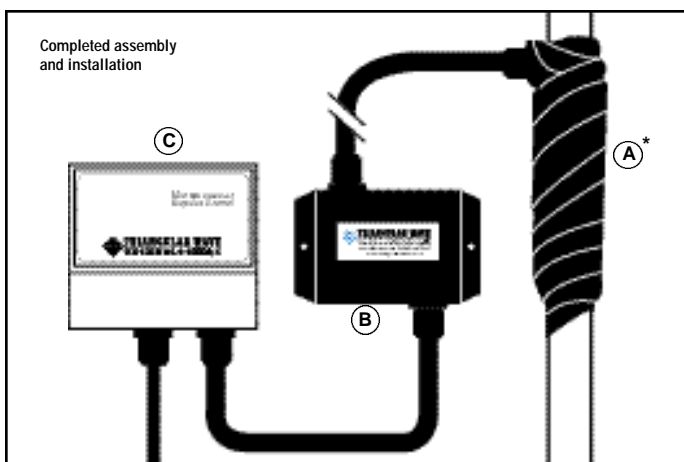
For installation of copper pipes up to 4" only

- 1- 1 CSE black housing box with pre-mounted CSE unit, and 4 pre-drilled 1/2" holes for easy assembly and installation. CSE kit may be mounted vertically or horizontally. Box dimensions: 6.1"W x 4.6"H x 2.4"D
- 2- 4 connectors for CSE housing box, controller and solenoid connections
- 3- 2 plastic hole plugs (cover remaining holes)
- 4- 1-15' length of flex tubing for housing box to deposit controller connection
- 5- 1-10' length of flex tubing from housing box to onsite solenoid connection
- 6- 1 55' extra spool of wire



#18/20 awg wire for onsite solenoid installation packaged and shipped with all TWT deposit controllers

For high temperature applications of 176°F and above request from your distributor or TWT teflon wire.



Completed System Installation Must Reflect:

- A. Solenoid coil correctly field wrapped
- B. CSE securely mounted inside CSE Housing
- C. Visual placement of deposit controller suitable for periodic visual inspection of LED's

All wires must be securely fastened and/or taped to connections

All associated wiring/conduit/line cords must be fastened with plastic wire ties and out of harms way

CSE housing unit should be installed not more than 10 feet from onsite solenoid wrap installation for best results

** Solenoid coils should be covered with vinyl self-sealing industrial electrical tape to protect the coil from loosening (see illustration on left)*

For high temperature applications of 176°F and above, request from your distributor or TWT teflon wire. Teflon wire solenoid wrap sizes vary according to pipe material and pipe size, refer to the technical guidelines on the TWT website for additional information.

Kits for larger copper pipe diameters available upon request